

CLUB'S ANNUAL GENERAL MEETING

27TH OCTOBER 2020



วาระที่ 4 เรื่องพิจารณาและรับรองงบแสดงฐานะการเงินและงบ
รายได้และค่าใช้จ่ายที่ผ่านการตรวจสอบแล้วสำหรับปี
งบประมาณที่สิ้นสุด ณ วันที่ 31 กรกฎาคม พ.ศ. 2563

Motion 4 **Approval of the Audited Statement of Financial
Position and Statement of Income &
Expenditure for the Fiscal Year Ended 31st July
2020**

Financial Overview

2019/2020

Consolidated Statement of Income & Expenditure

Year ending 31 st July : (Million Baht)	2020*	2019	% Change
Racing	551	566	-2.7%
Food and Beverage	70	95	-26.3%
Monthly Subscriptions fee	334	334	-
Interest Income	73	73	-
Other Income	44	48	-8.3%
OPERATING INCOME	1,072	1,116	-3.9%
Cost of Racing	581	603 / 679	3.6% / 14.4%
Cost of Food and Beverage	91	104	12.5%
Cost of General Activities	525	535	1.9%
TOTAL EXPENDITURE	1,197	1,242 / 1,318	3.6% / 9.2%
Racing	-29	-38 / -114	23.7% / 74.6%
Food and Beverage	-22	-9	-144.4%
General Activities	-74	-79	6.3%
OPERATING SURPLUS/(SHORTFALL)	-125	-126 / -202	0.8% / 38.1%

* Note : This year has been affected by the COVID-19 outbreak. Racing operations was suspended from 2nd March 2020 until now. The Club closed temporarily from 26th March 2020 to 2nd May 2020 (38 days)



Statement of Financial Position as of July 31, 2020

(Million Baht)

ASSETS	2020	2019	Variance	
			Amount	%
CURRENT ASSETS				
Cash and cash equivalents	99	51	48	94.1%
Trade receivables	35	42	(7)	-16.7%
Current investments	1,629	1,974	(345)	-17.5%
Other current assets	50	49	1	2.0%
NON-CURRENT ASSETS				
Long-term investments	1,885	1,523	362	23.8%
Premises, equipment and horses and ponies	529	538	(9)	-1.7%
Intangible assets	376	401	(25)	-6.2%
Dedicated funds assets	67	64	3	4.7%
Other non-current assets	1	1	-	-
TOTAL ASSETS	4,671	4,644	27	0.6%



Statement of Financial Position as of July 31, 2020

(Million Baht)

LIABILITIES AND FUND BALANCE	2020	2019	Variance	
			Amount	%
CURRENT LIABILITIES				
Trade and other payables	72	79	(7)	-8.9%
Income tax payable	14	21	(7)	-33.3%
Members prepaid fees	140	200	(60)	-30.0%
Other current liabilities	8	12	(4)	-33.3%
NON-CURRENT LIABILITIES				
Employee benefit obligations	108	109	(1)	-0.9%
Deposits received from members	152	151	1	0.7%
Dedicated fund liabilities	67	64	3	4.7%
Other non-current liability	3	3	-	-
Total Liabilities	563	640	(77)	-12.0%
FUND BALANCE				
Accumulated member entrance contributions	4,881	4,652	229	4.9%
Accumulated excess of expenditure over income	(773)	(648)	(125)	19.3%
Total Fund Balance	4,108	4,004	104	2.6%
TOTAL LIABILITIES AND FUND BALANCE	4,671	4,644	27	0.6%

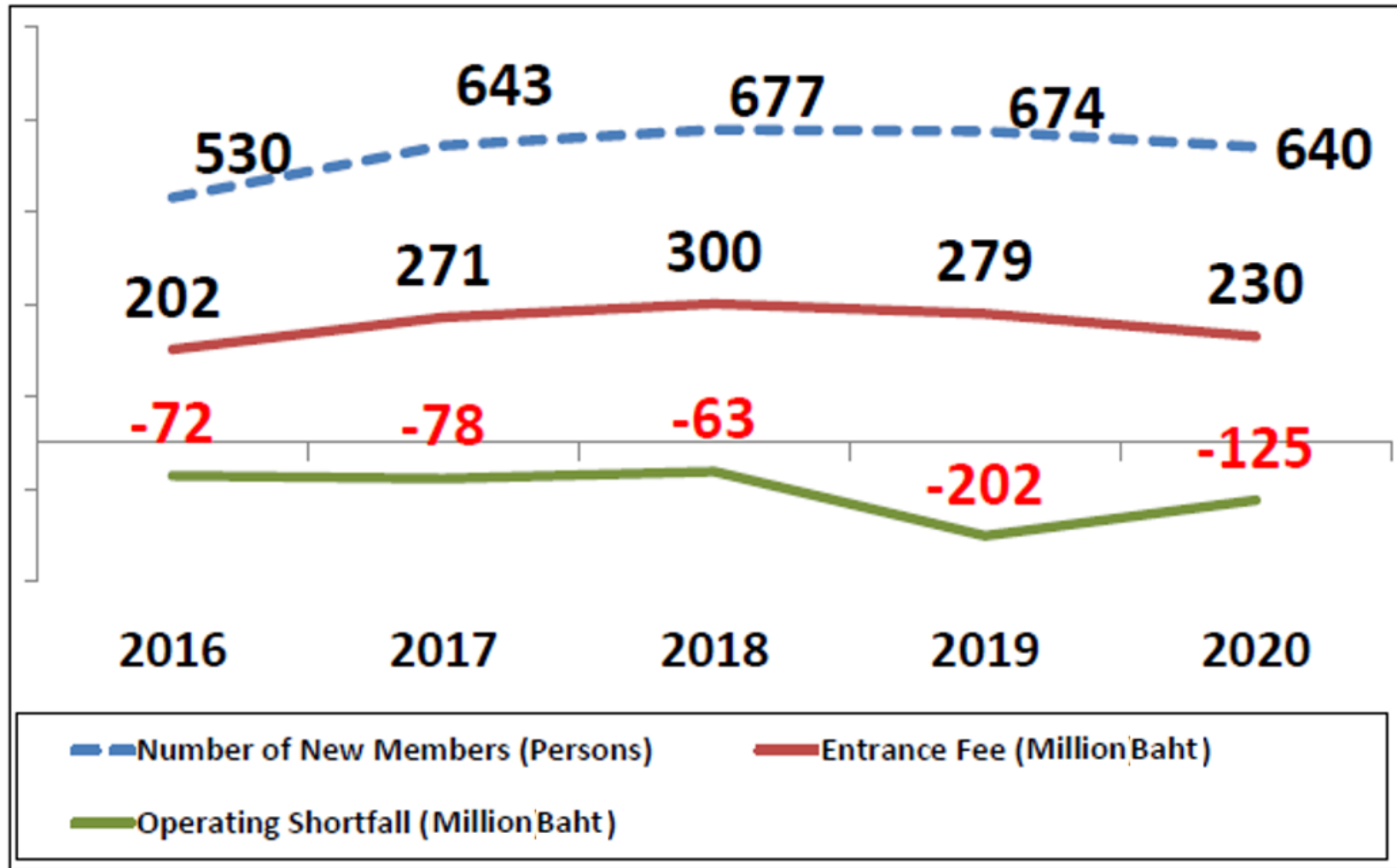
COVID-19 Impacts

- The Club suspended guests of members entering the club from 6th March 2020 to 30th June 2020 (117 days) and the Club fully closed from 26th March 2020 to 2nd May 2020 (38 days) .
- Racing operations were suspended from 2nd March 2020 until now.
- F&B operation was temporarily closed from 21st March 2020 (service only food on delivery) and fully closed from 26th March 2020 to 2nd May 2020.

Financial impacts :

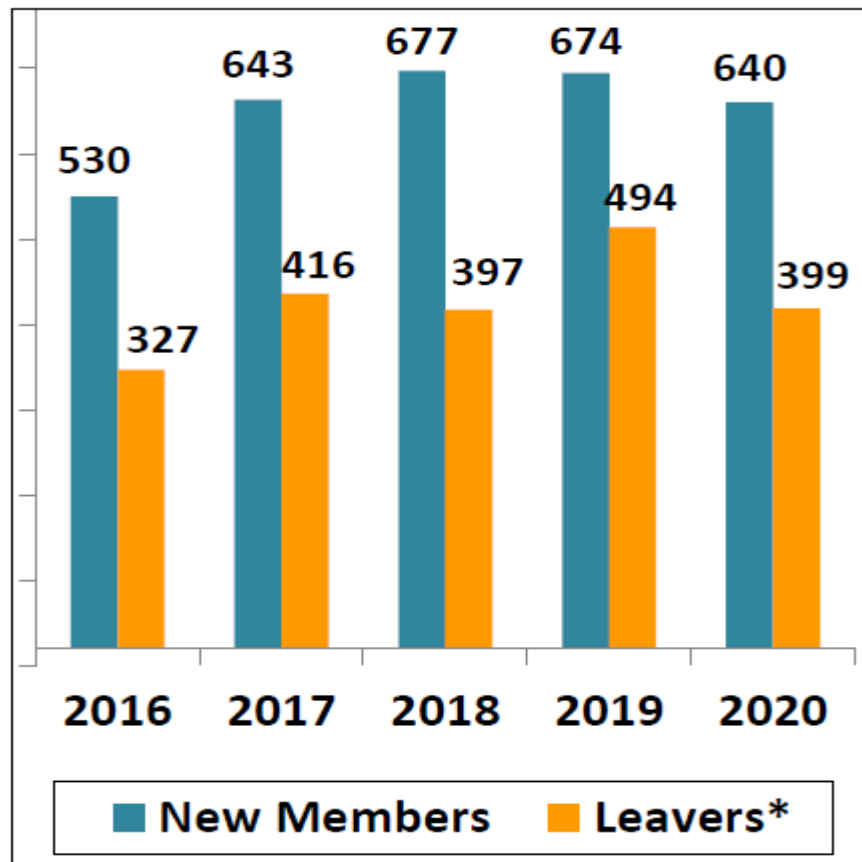
- Revenue (-) : A Decrease of F&B Sales, Racing Income, Souvenir shop Income, Concessionaires Income and Horse riding Income.
- Costs (+) : An Increase in costs during COVID-19 period which are extra costs of RBSC at Baht 1.95 million and extra costs of RBSC Polo at Baht 0.47 million, i.e. financial support to low income dependents, expenses from COVID-19 screening and preventive measures, Alcohol, Staff lunch boxes for special assignments, Hiring Nurses, Automatic alcohol dispensers (40 units).

Entrance Fees

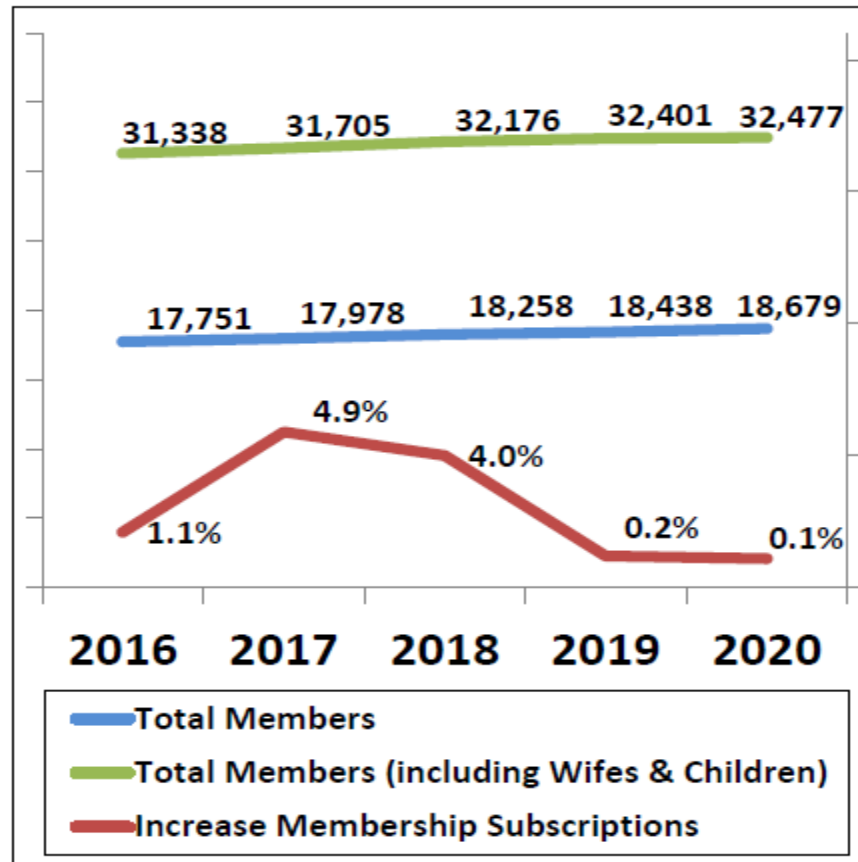


Members & Subscriptions

Ordinary, Honorary, Ladies' Privileges, Associate, Non-Voting

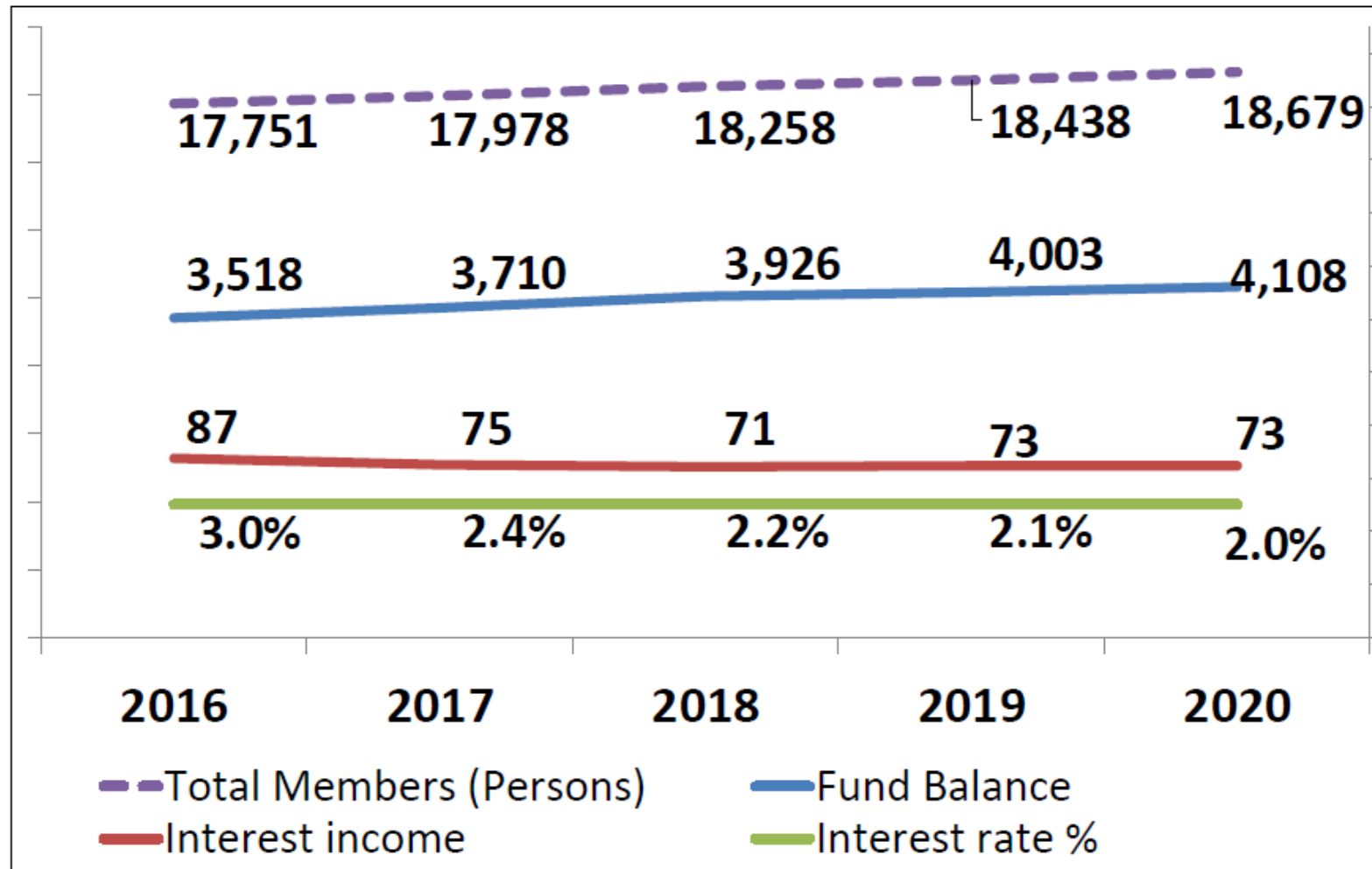


Note:*Consist of resigned, deceased and cancelled

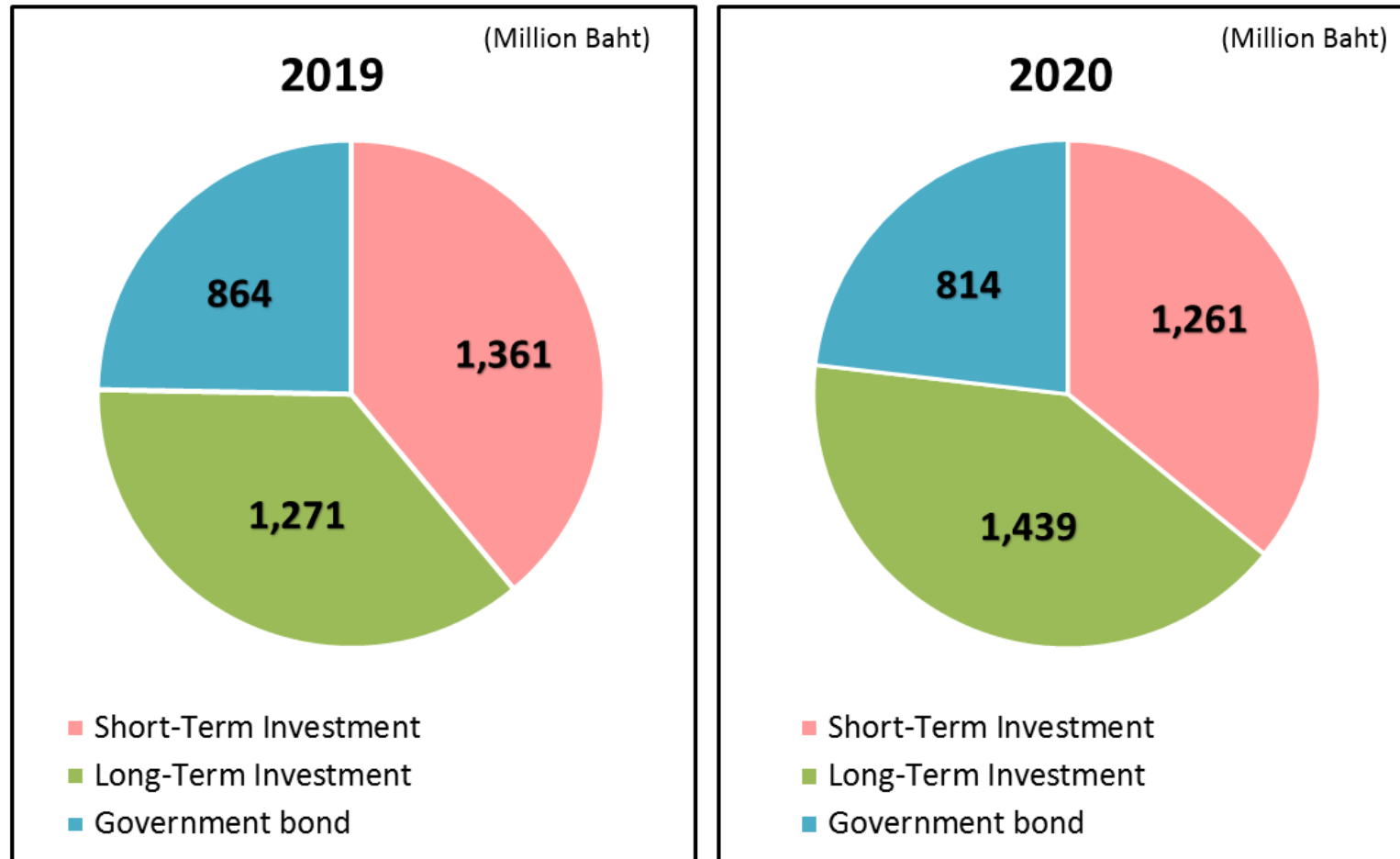


Members , Fund Balance & Interest Income

(Million Baht)



Investment

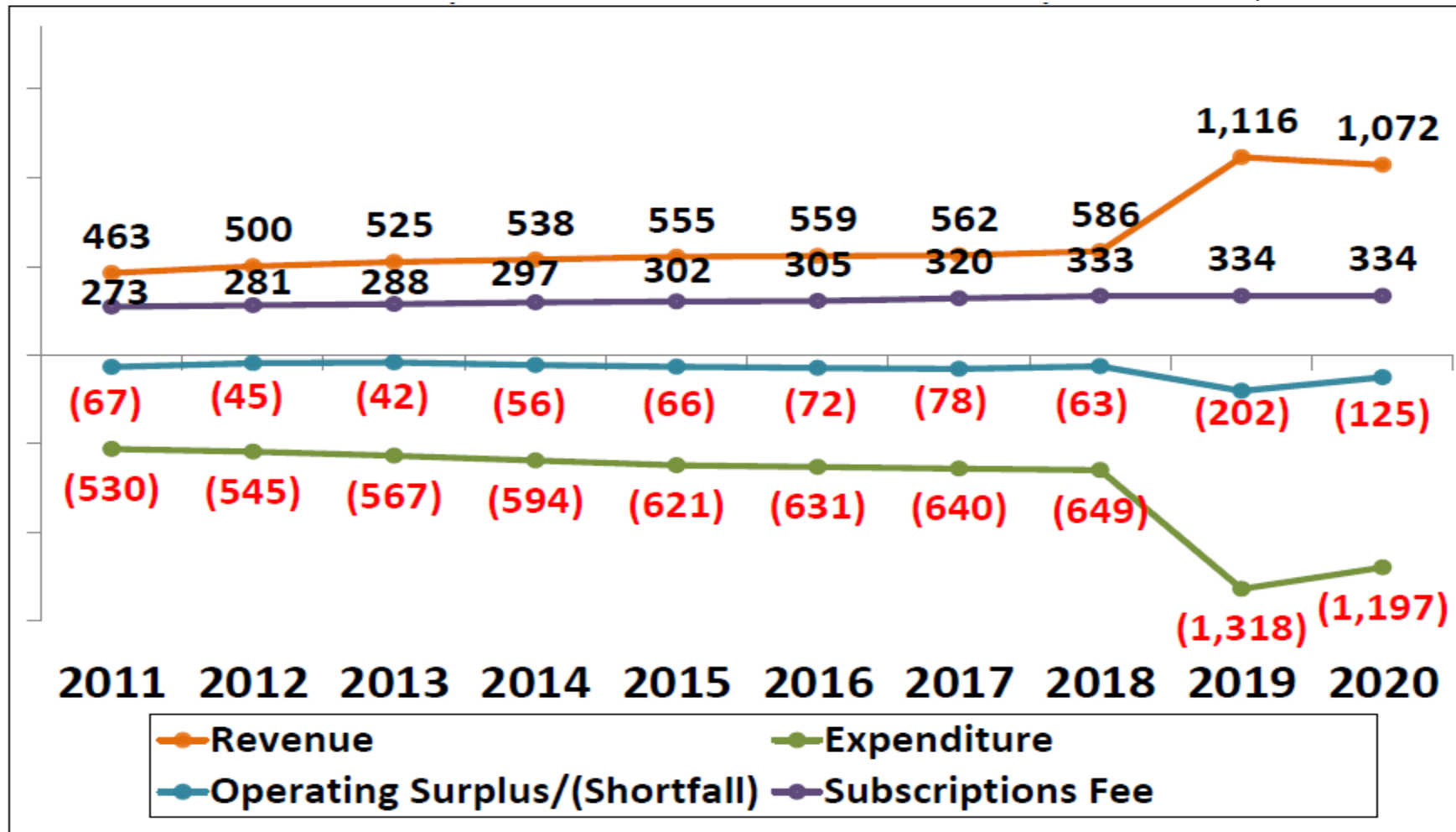


Note The Club deposit at commercial bank which has Fitch Rating at least AA⁻ and above.

Consolidated Statement of Income & Expenditure

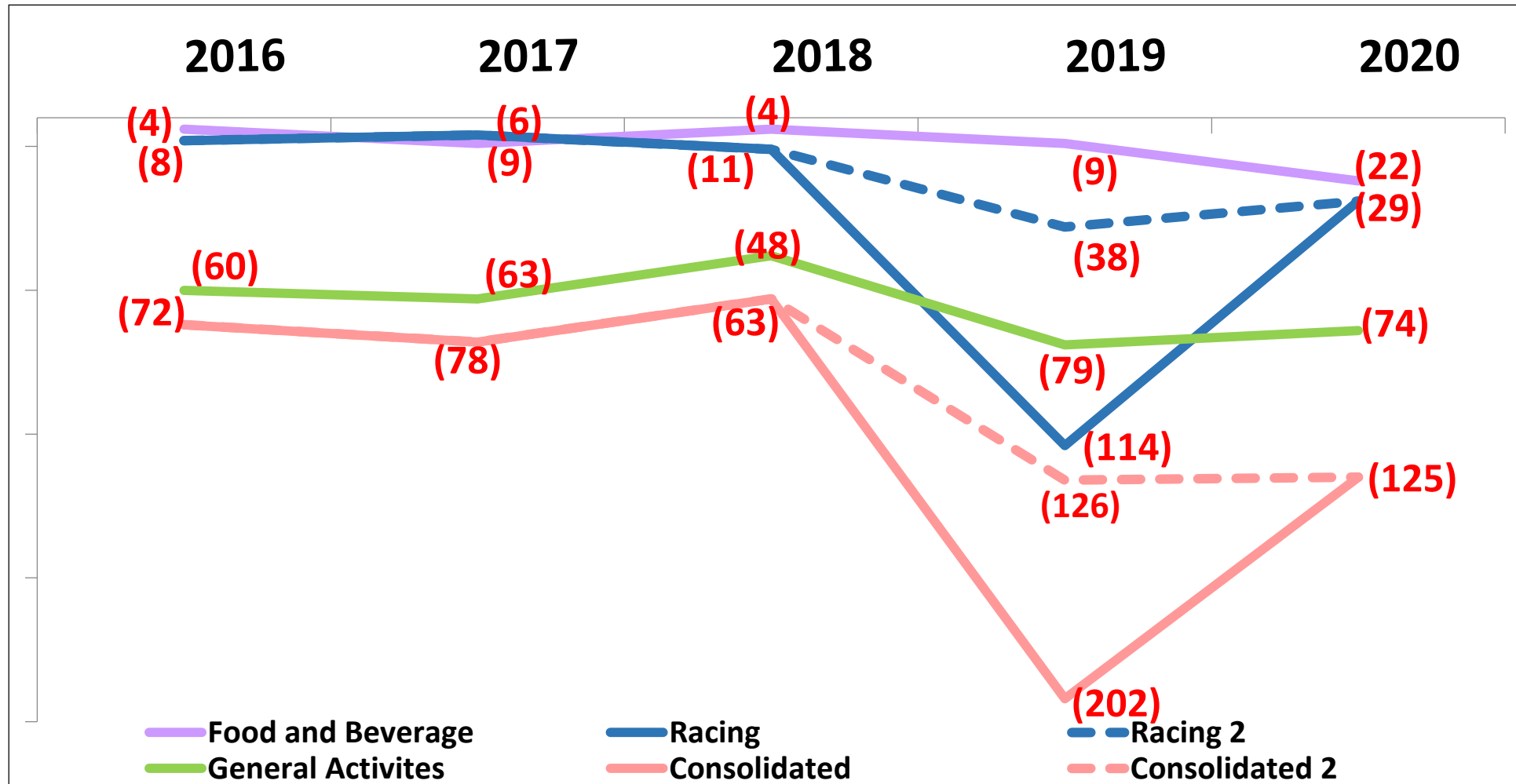
(Excluded Entrance Fee)

(Million Baht)



Net Operating Income

(Million Baht)



Expenditure by Type

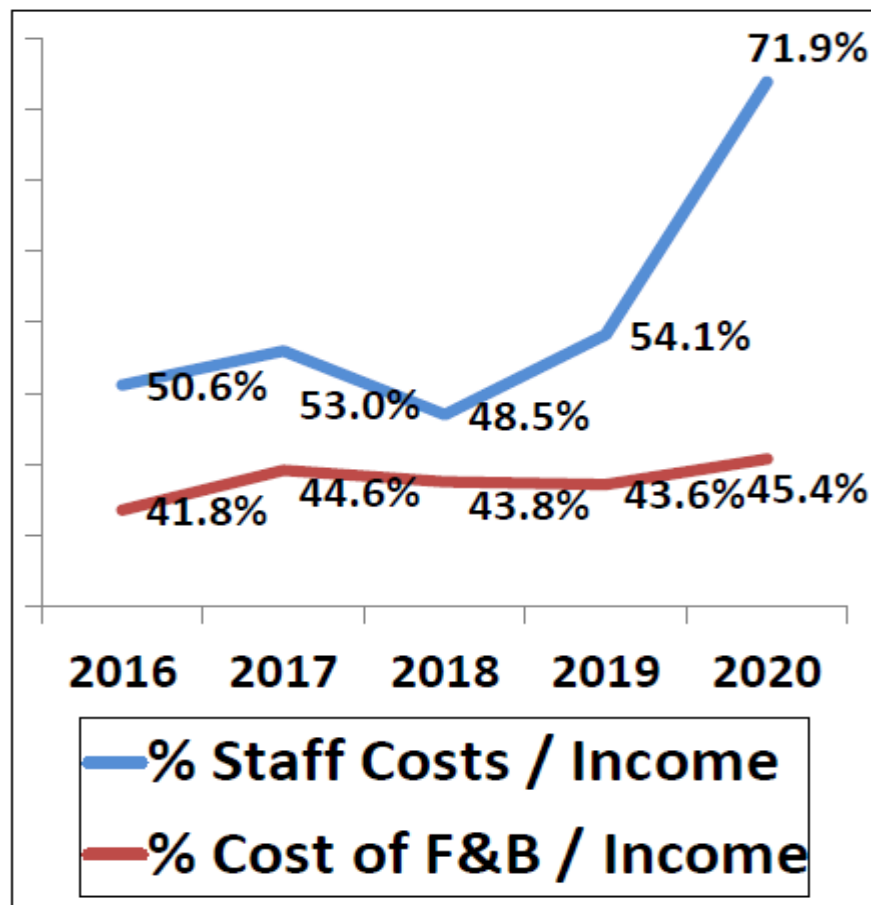
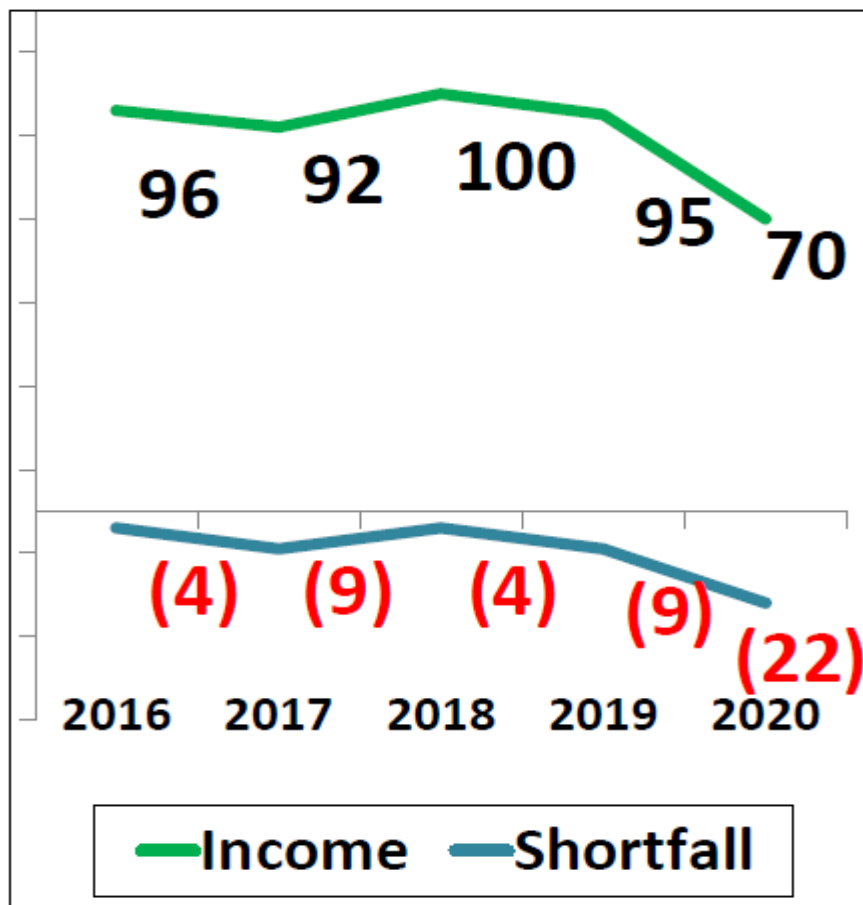
Year ending 31 st July : (Million Baht)	2020	2019	% Change
Food and beverage cost	32	42	23.7%
Staff Costs	290	288 / 309	-0.7% / 6.1%
Contract services	27	26	-3.8%
Maintenance and supplies	32	32	-
Electricity and water	42	50	16.0%
Rent and Polo lease amortization	62	62	-
Dividend payment	398	401	0.7%
Taxes	127	139	8.6%
CIT and VAT payment and surcharge of racing 2016 - 2018	-	76	100.0%
Others **	107	112	4.5%
Depreciation	80*	69	-15.9%
TOTAL EXPENDITURES	1,197	1,297 / 1,318	7.7% / 9.2%

Note : * Depreciation regarding adjustment impacts from calculation over the remained lease period was at Baht 5.4 million.

** Consist of land and building tax (19.7 MB), prize money (17.7 MB), allowance on raceday (13.5 MB), entertainment, functions and promotion (8.1 MB), etc.

Food & Beverage (No Space Rental Charge)

Income, Shortfall (Million Baht), % COS & Staff Costs

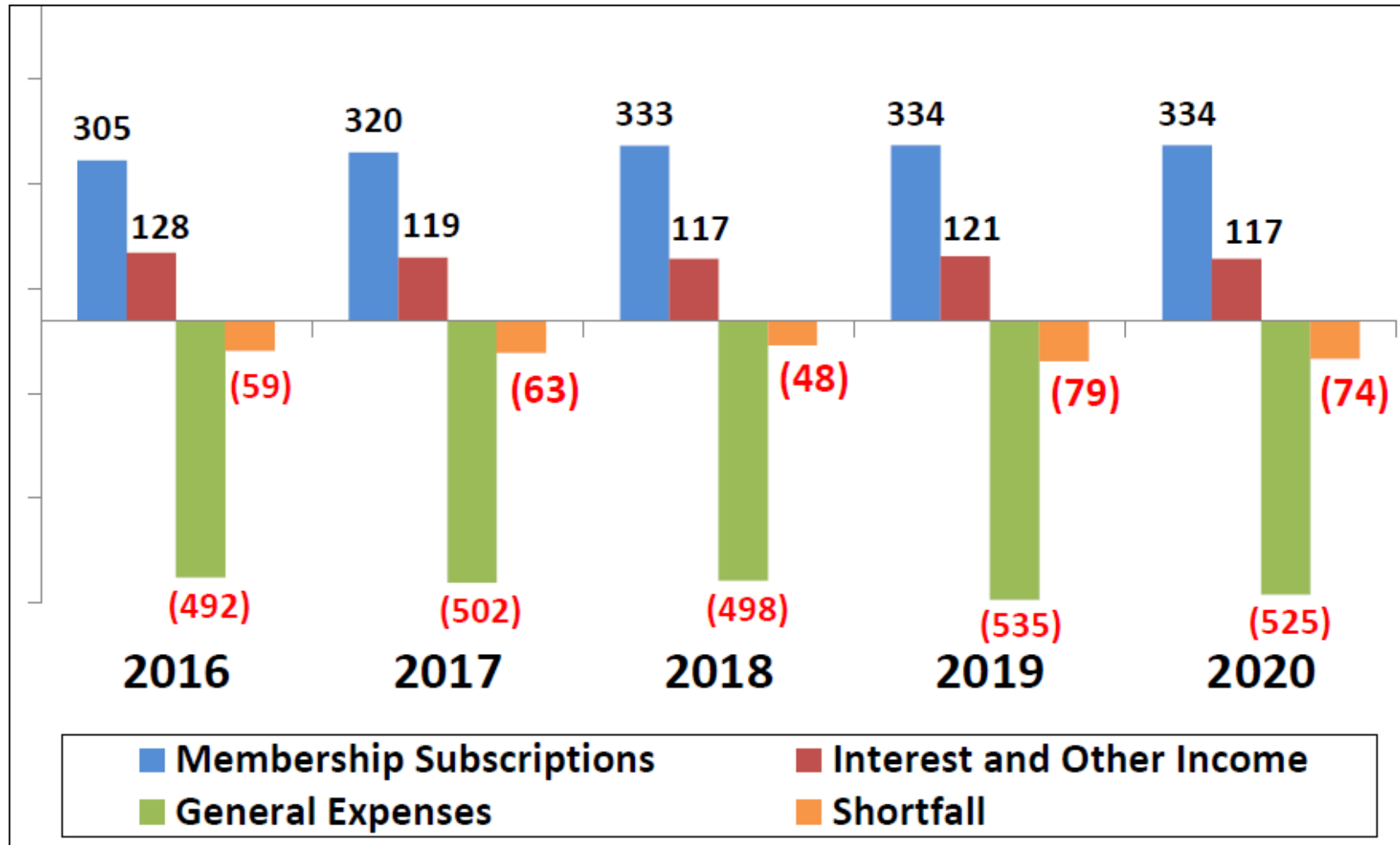


Statement of Income and Expenditure Food and Beverage

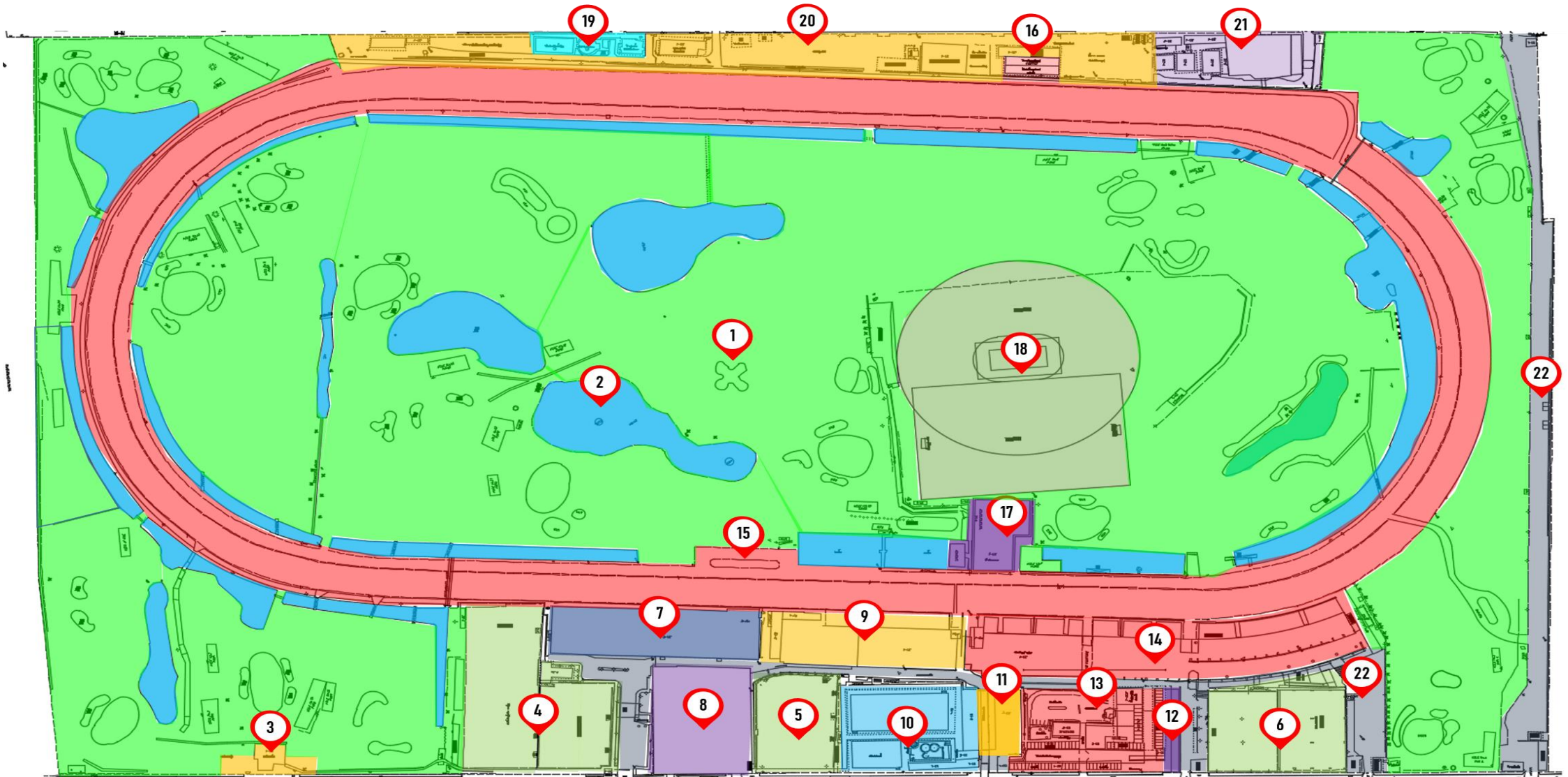
Year ending 31 st July : (Million Baht)	2020	2019	% Change
Revenues			
Food and beverage sale	69.6	95.1	-26.8%
Total revenues	69.6	95.1	-26.8%
Expenditures			
Food and beverage cost	31.6	41.4	23.7%
Staff Costs	50.1	51.5	2.7%
Maintenance and supplies	3.3	4.3	23.3%
Electricity and water	0.3	0.3	0.0%
Other costs	2.5	3.0	16.7%
Depreciation	3.4	3.5	2.9%
TOTAL EXPENDITURES	91.2	104.0	12.3%
NET OPERATING INCOME	-21.6	-8.9	-142.7%

General Activities

(Million Baht)



THE ROYAL BANGKOK SPORTS CLUB (RBSC only)



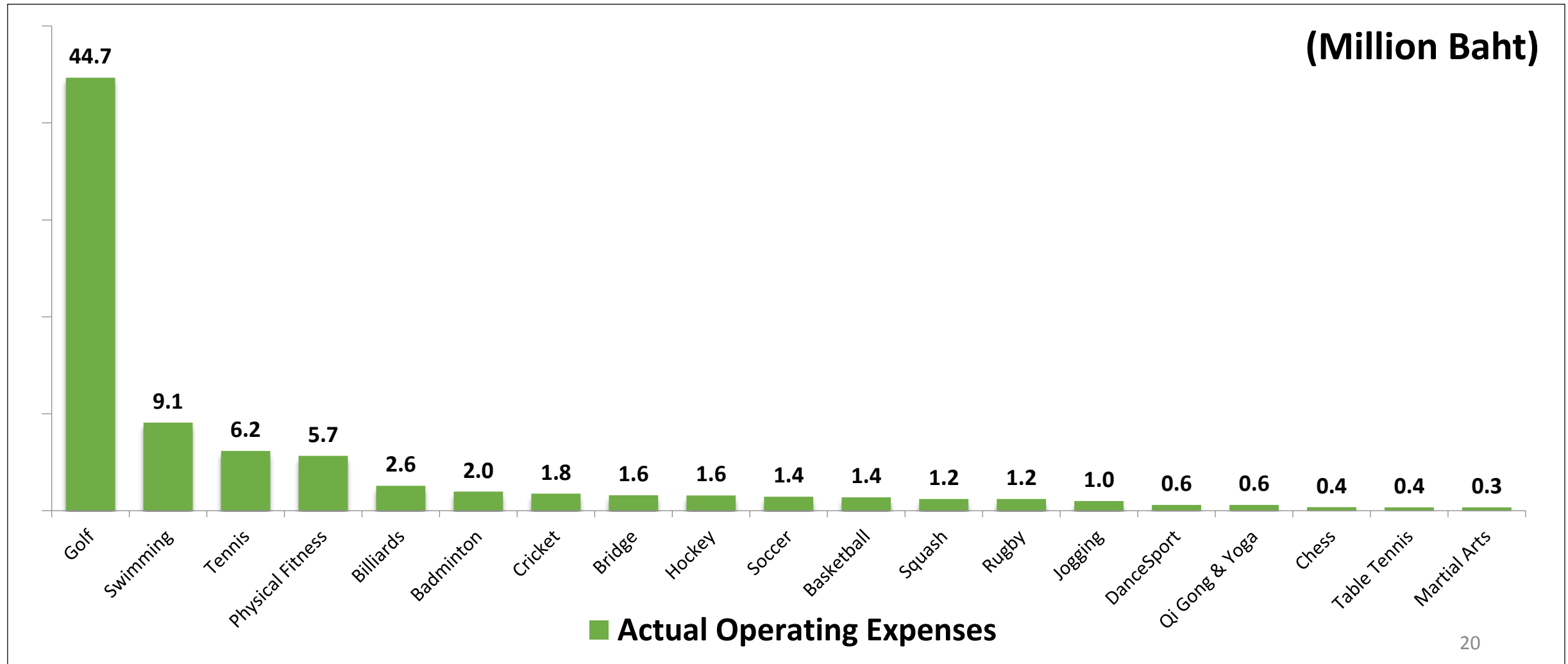


THE ROYAL BANGKOK SPORTS CLUB (RBSC only)

METHODOLOGY FOR PRELIMINARY ESTIMATION COST ALLOCATION

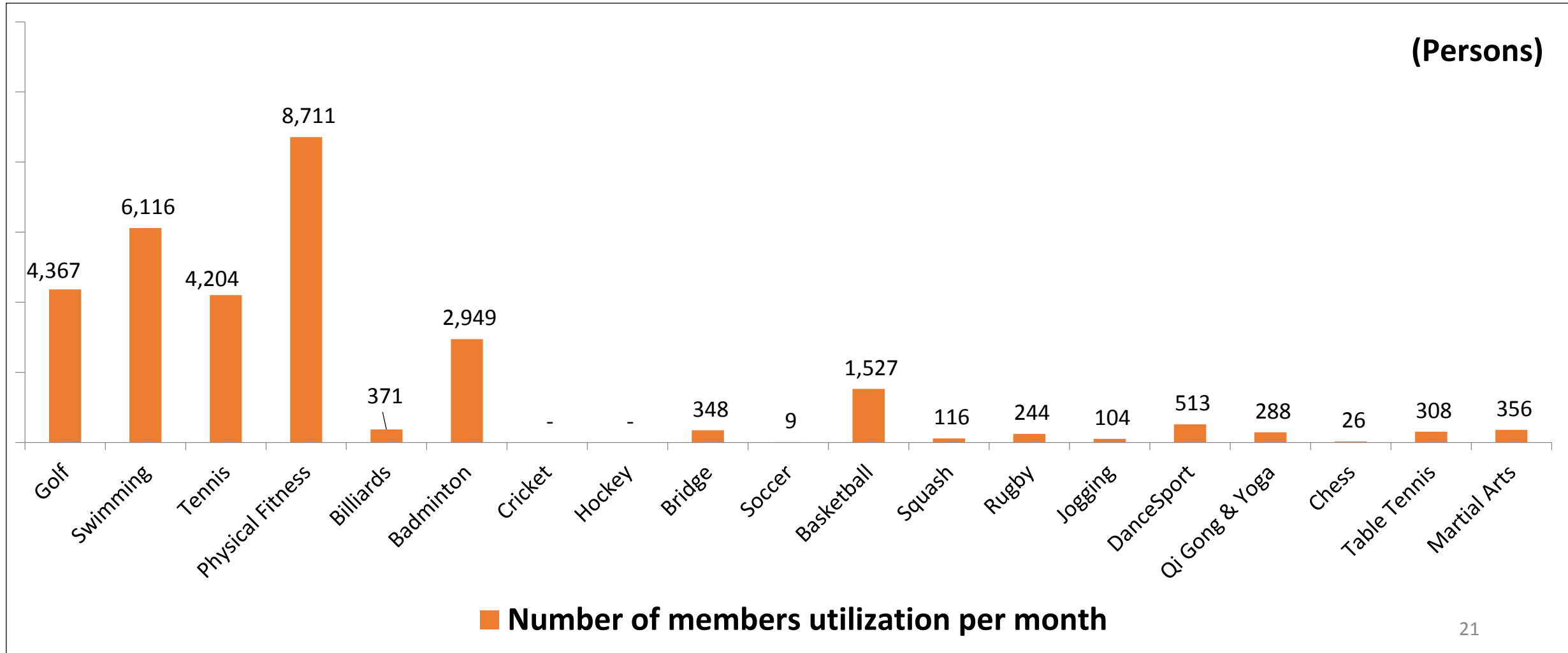
Operating Expenses	Methodology
1. Staff cost	<ul style="list-style-type: none"> Actual salary, overtime and other benefits occurred which base on Organization Structure of Sport Division and %working proportion of each staff.
2. Contract Services	<ul style="list-style-type: none"> Actual cost occurred in each section such as cleaning service base on actual working hour of each worker etc.
3. Maintenance and repairs	<ul style="list-style-type: none"> Actual maintenance cost occurred in each section.
4. Sport section subsidies	<ul style="list-style-type: none"> Actual cost occurred in each section when sport section arrange sport activities , any events, Youth Program, Home Interport, Away Interport, Annual Golf Round Up & Annual Golf Night etc.
5. Other expenses	<ul style="list-style-type: none"> Actual cost occurred in each section such as stationery, golf coupon , bank charge and tax etc.
6. Depreciation	<ul style="list-style-type: none"> Base on actual fixed assets registered in each section.
7. Rental expense	<ul style="list-style-type: none"> Allocated to each section by utilized area multiply by average rental cost per sqm. of Club.
8. Land and Building Tax	<ul style="list-style-type: none"> Allocated to each section by utilized area multiply by average land and building tax per sqm. of each location.
	<p>Remark : If any sports share the space area i.e. Hockey, Cricket, Soccer, and Rugby, the Rental Expenses and Property Tax would be shared proportionally in each section</p>

SUMMARY EXPENSES BY EACH SPORTS SECTIONS AS OF YEAR 2019/2020



MEMBERS UTILIZATION BY EACH SPORTS SECTIONS (RBSC only)

Period : June – September 2020





Statement of Income and Expenditure Racing

Year ending 31 st July : (Million Baht)	2020	2019	% Change
Revenues			
Racing turnover	542.0	544.7	-0.5%
Gate admission	8.5	8.5	0.0%
Other income	1.0	12.5	-92.0%
Total revenues	551.5	565.7	-2.5%
Expenditures			
Staff Costs	6.3	6.2	-1.6%
Contract services	0.6	0.7	14.3%
Maintenance and supplies	0.9	0.9	0.0%
Electricity and water	0.6	1.0	40.0%
Rent	5.2	5.3	1.9%
Land and building tax	2.4	2.3	-4.3%
Activity centre cost	4.9	4.9	0.0%
Dividend payment	397.8	400.9	0.8%
Taxes	117.0	128.5	8.9%
CIT and VAT payment and surcharge of racing 2016 - 2018	-	76.2	100.0%
Other costs*	42.5	50.4	15.7%
Depreciation	2.8	2.1	-33.3%
TOTAL EXPENDITURES	581.0	679.4	14.5%
NET OPERATING INCOME	-29.5	-113.7	74.1%

*The Club held racing operation as the Club's name since 29th December 2018 and mainly expenses consist of Prize Money, Allowance for Staff, etc.